

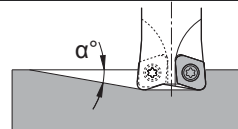
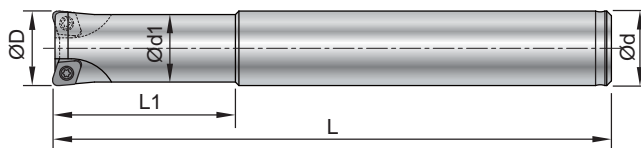
C型清角銑刀



特色：
• 適合角度精修。

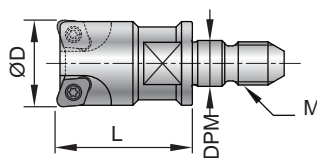
刀桿

▶ 直柄型



Part No.	Type	ØD	No. of teeth	Ød h6	Ød1	α°	L1	L	刀片類型
99802-BC12-12C5	BC12-12C5	12	2	12	10.5	8.0	30	100	C9MT05T105 C9MT05T110H
99802-BC16-16C5	BC16-16C5	16	3	16	14.5	5.5	40	120	
99802-BC20-20C5	BC20-20C5	20	3	20	18	4.0	50	130	
99802-BC25-25C5	BC25-25C5	25	4	25	23	3.0	60	150	

▶ 鎖牙型



Part No.	Type	ØD	No. of teeth	α°	L	M	DPM	刀片類型	
99802-M05-10C4	M05-10C4	10	2	8	15	M5xP0.8	5.5	C9MT040105 C9MT040110	
99802-M05-11C4	M05-11C4	11	2	6	15	M5xP0.8	5.5		
99802-M06-12C5	M06-12C5	12	2	8	25	M6xP1.0	6.5	C9MT05T105 C9MT05T110H	
99802-M06-13C5	M06-13C5	13	2	7.5	25	M6xP1.0	6.5		
99802-M08-16C5	M08-16C5	16	3	5.5	25	M8xP1.25	8.5		
99802-M08-17C5	M08-17C5	17	3	5	25	M8xP1.25	8.5		
99802-M10-20C5	M10-20C5	20	3	4	30	M10xP1.5	10.5		
99802-M10-21C5	M10-21C5	21	3	3.5	30	M10xP1.5	10.5		
99802-M12-25C5	M12-25C5	25	4	3	35	M12xP1.75	12.5		
99802-M12-26C5	M12-26C5	26	4	2.5	35	M12xP1.75	12.5		
99805-M05-11C5	M05-11C5	11	2	10	13	M5xP0.8	5.5		C9MT05T105 C9MT05T110H
99805-M06-12C5	M06-12C5	12	2	8	13	M6xP1.0	6.5		
99805-M06-13C5	M06-13C5	13	2	7.5	13	M6xP1.0	6.5		
99805-M08-16C5	M08-16C5	16	3	5.5	15	M8xP1.25	8.5		
99805-M08-17C5	M08-17C5	17	3	5	15	M8xP1.25	8.5		
99805-M10-20C5	M10-20C5	20	3	4	15	M10xP1.5	10.5		
99805-M10-21C5	M10-21C5	21	3	3.5	15	M10xP1.5	10.5		
99805-M12-25C5	M12-25C5	25	4	3	20	M12xP1.75	12.5		
99805-M12-26C5	M12-26C5	26	4	2.5	20	M12xP1.75	12.5		

4

刀霸系列

C型清角銑刀



特色:

- 特殊角度設計，適合精修 3D 模具
- 超微粒刀片，實現高精度切削。
- C 型刀片可作插銑加工

刀片



C9MT040105-NC30
C9MT040110-NC30
C9MT05T105-NC30

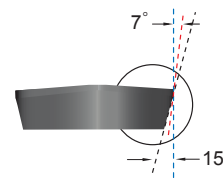
- 正角刀片設計，泛用材質



C9MT05T110H-NC2032

- 高正角刀片設計
- 適合鋼鐵

Dual Relief Angle Insert



Higher feed rate!
 Higher wearing resistance!

Parts No.	鍍層	材質	尺寸	尺寸			螺絲	扳手
				L	S	Re		
C9MT040105-NC30	AlTiN	K10F		4	1.59	0.5	*NS-18037 0.6Nm	NK-T6
C9MT040110-NC30	AlTiN	K10F		4	1.59	1.0		
C9MT05T105-NC30	AlTiN	K10F		5	2.0	0.5	*NS-20045 0.6Nm	NK-T6
C9MT05T110H-NC2032	AlTiN	K20F		5	2.0	1.0		

*建議使用扭力起子，參考6-22頁

切削資料

工件材質	代碼 (JIS)	刀片材種	Vc (m/min)	fz (mm/tooth)	Cutting Depth Ap(mm)
碳鋼	P5	NC30	150~300	0.2~0.5	0.2~0.5
		NC2032			
合金鋼	SCM440	NC30	120~250	0.2~0.5	0.2~0.5
		NC2032			
不鏽鋼	SUS304	NC30	120~200	0.2~0.4	0.2~0.4
		NC2032			
硬化鋼 < HRC52	SKD61	NC2032	100~150	0.1~0.3	0.1~0.3

* 建議 Ae 在 2.5mm 以下