



Chamfer Mill >>>

45° Front And Back Chamfering!

Nine9 chamfer mill


is designed for chamfering and countersinking with indexable inserts.

The insert is a specifically designed for high speed machining ; the multiple flutes provide for increased feed rate, optimizing performance and reducing cutting time.



► Economical

- Each insert has 4 cutting edges.
- Long tool life.



Features >>>

► Excellent Repeatability

- Smallest Indexable counter sink, diameter $\varnothing 7$ mm.
- The insert is dual-relief angle, specially edge honing and optimized coated for high cutting speed.
- Optimized the number of teeth on the holder to achieve higher feed rate.



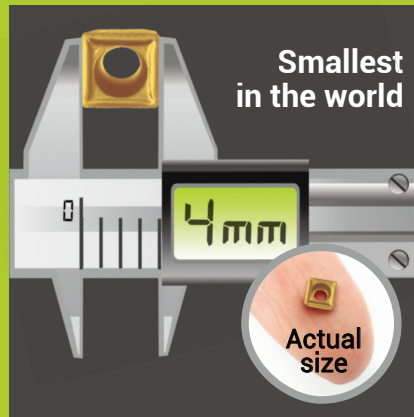
► Applications

- For front and back chamfering.
- 90° counter sink and 45° chamfering.
- For counter sink, circular chamfering, contour chamfering and face milling.

► Eliminate 2nd Operation Or Deburring Time.



Applications



Smallest
in the world

Actual
size

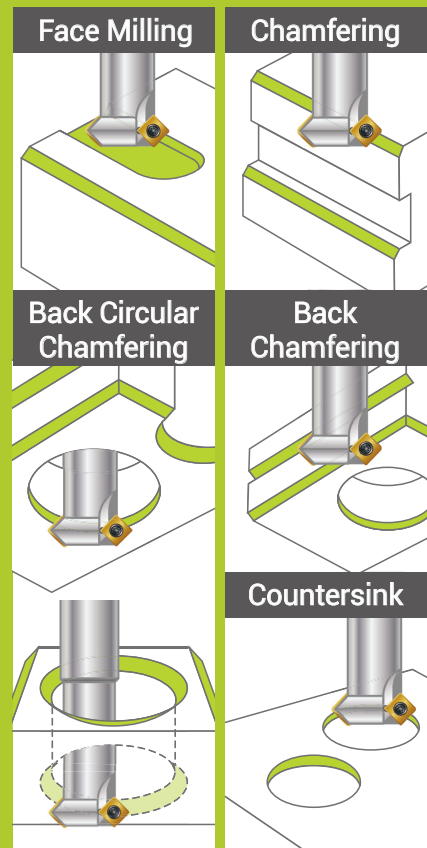


▼ High
performance
chamfer tool for
upgrading
your machining
process



▼ For front and back
chamfering
• Eliminates 2nd
operation or
deburring time

“
• Ultra high speed and
feed rate.
• 4 times faster in cutting
speed and up to 10 times
higher in feed rate.
”



4

Chamfer Mill

Indexable Chamfer Mill

► Features >>

- Benefiting from the specially ground dual-relief insert and optimized coating, higher feed rate and cutting speed can be achieved on chamfering operation.
- Each insert has 4 cutting edges, reducing insert cost.
- Fine edge honning cutting edge, good chip breaking condition and long tool life.

► Inserts >>

NC2032: • AITiN coating, very long tool life.

- For carbon steel, alloy steel, cast iron and hardened steel up to 56HRC
- Each insert has 4 cutting edges.

NC9071: • TiN coating, very sharp cutting edge produces excellent surface finish

- For non ferrous metal, aluminum, aluminum-alloy, brass, copper and stainless steel.
- Each insert has 4 cutting edges.



NC2032



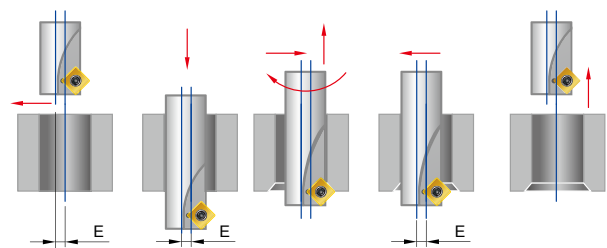
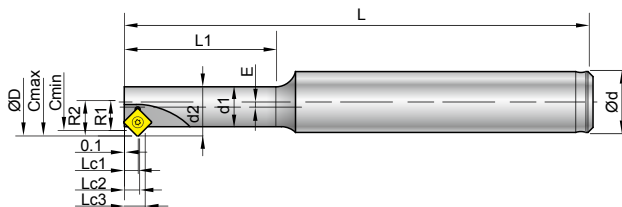
NC9071

Code	Parts No.	Coating	Grade	Dimensions			Screw	Key		
				L	S	Re				
021401	N9GX04T002	NC2032	K20F		4.0	1.8	0.2	*NS-18037 0.6Nm	NK-T6	
021402		NC9071								TiN
023401	N9GX060204	NC2032			AITiN	6.35	2.38	0.4	*NS-22055 0.9Nm	NK-T7
023402		NC9071			TiN					
025401	N9GX090308	NC2032			AITiN	9.52	3.18	0.8	NS-30072 2.0Nm	NK-T9
025402		NC9071			TiN					

*Torque screwdriver is recommended.

► Holder >>

- Made of hot working steel and hardened.
- Elliptical necked bar to optimize the tool strength.
- Shank is ground to h6 tolerance.



Code	Parts No.	Type	Cmin ø	Cmax ø	ød	ød1	ød2	øD	R1	R2	L	L1	Lc1	Lc2	Lc3	E	⊙z	insert Screw / Key
701003	00-99616-C02	BC10-C02-80	6.8	8.8	10	5.25	6.5	9	3.4	4.4	80	20	2.56	2.93	3.93	1.25	1	N9GX04T002
701004	00-99616-C04	BC12-C04-100	8.5	10.8	12	6.45	8	11.1	4.25	5.4	100	25	2.51	2.98	4.13	1.55	1	*NS-18037 0.6Nm NK-T6
701005	00-99616-C06	BC12-C06-100	10.26	13.2	12	7.88	9.75	13.5	5.13	6.6	100	30	2.51	2.98	4.45	1.88	1	

*Torque screwdriver is recommended.

► Holder >>

- Made from tool steel.
- Shank is ground to h6 tolerance.

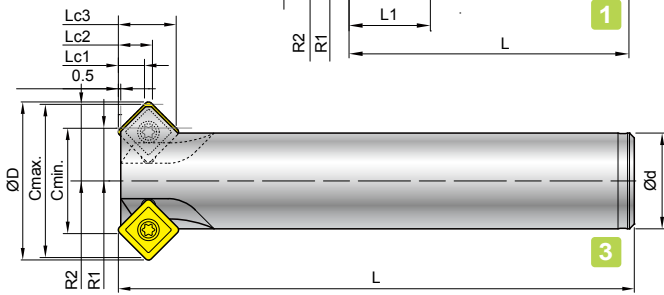
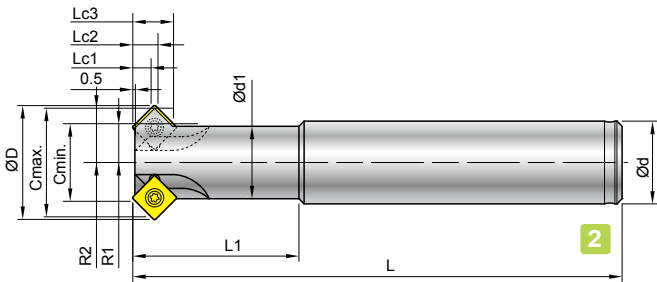
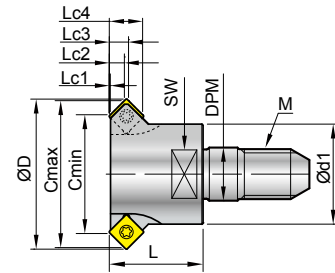


Fig	Code	Parts No.	Type	Cmin ø	Cmax ø	ød	ød1	øD	R1	R2	L	L1	Lc1	Lc2	Lc3	Øz	insert Screw / Key
1	701001	00-99616-C10	BC10-C07-60	7	11	10	7.5	12	3.5	5.5	60	15	2.6	2.9	4.6	2	N9GX04 NS-18037 0.6Nm NK-T6
	701002	00-99616-C20	BC12-C11-100	11	16	12	9.6	16.15	5.5	8.0	100	25	2.6	2.9	5.0	4	
2	703001	00-99616-C30	BC16-C15-120	15	21	16	14	22	7.5	10.5	120	40	3.5	4.9	7.9	4	N9GX06 NS-22055 0.9Nm NK-T7
	703002	00-99616-C40	BC20-C19-130	19	25	20	18	26	9.5	12.5	130	50	3.5	4.9	7.9	4	
3	705001	00-99616-C50	BC20-C22-130	22	32	20	--	33	11	16	130	--	5.5	7.1	12.1	4	N9GX090 NS-30072 2.0Nm NK-T9
2	705002	00-99616-C52	BC25-C22-180	22	32	25	20	33	11	16	180	80	5.5	7.1	12.1	4	

*Torque screwdriver is recommended.

► Screw Fit Cutter >>

- Quick and easy to change system and provides chamfering flexibility.
- Capable of extended overhangs by almost any kind of the screw-fit tool holder or extension bar in the market.



Code	Parts No.	Type	Cmin ø	Cmax ø	øD	M	SW	ød1	DPM	L	Lc1	Lc2	Lc3	Lc4	Øz	insert Screw / Key
721101	00-99616-CM16-M05	M05-CM16	11	16	16.15	M5	8	10	5.5	15	0.09	2.59	2.9	5.4	3	N9GX04 NS-18037 0.6Nm / NK-T6
721201	00-99616-CM20-M06	M06-CM20	15	20	20.15	M6	11	12	6.5	16	0.09	2.59	2.9	5.4	4	
723301	00-99616-CM23-M08	M08-CM23	19	23.5	24	M8	14	16	8.5	19	0.16	2.41	3.08	5.33	4	
723401	00-99616-CM29-M10	M10-CM29	23	29	30	M10	18	20	10.5	17	0.54	3.54	4.87	7.87	4	N9GX06 NS-22055 0.9Nm / NK-T7

* Refer to page 9-156 for extension bars.

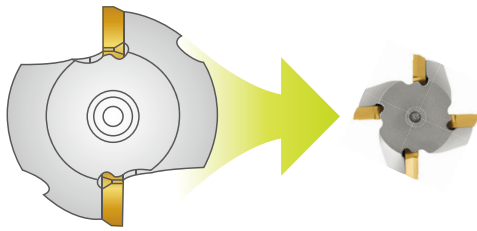
*Torque screwdriver is recommended.

► Starter Kit >>

Fig	Code	Parts No.	Insert included	Holder included	Content
1	701201-1401	00-99616-C1020-32	N9GX04T002-NC2032	00-99616-C10	2 x holders + 10 inserts + 1 key
	701201-1402	00-99616-C1020-71	N9GX04T002-NC9071	00-99616-C20	
2	703201-3401	00-99616-C3040-32	N9GX060204-NC2032	00-99616-C30	1 2 3
	703201-3402	00-99616-C3040-71	N9GX060204-NC9071	00-99616-C40	
3	705201-5401	00-99616-C5052-32	N9GX090308-NC2032	00-99616-C50	1 2 3
	705201-5402	00-99616-C5052-71	N9GX090308-NC9071	00-99616-C52	



Performance





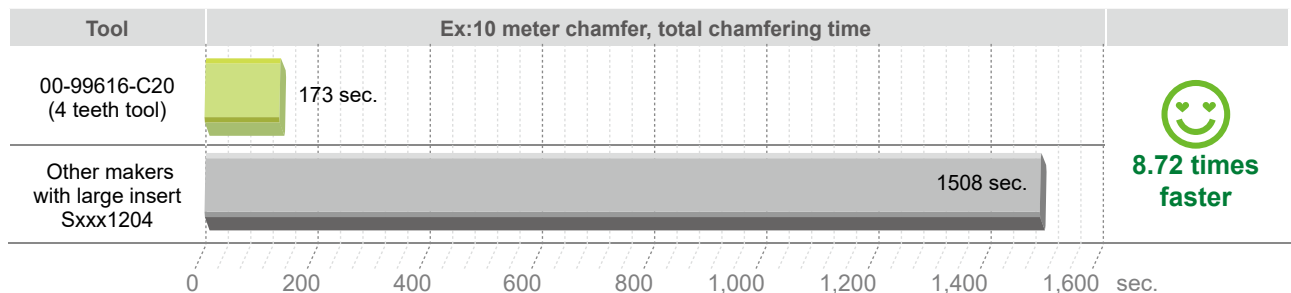
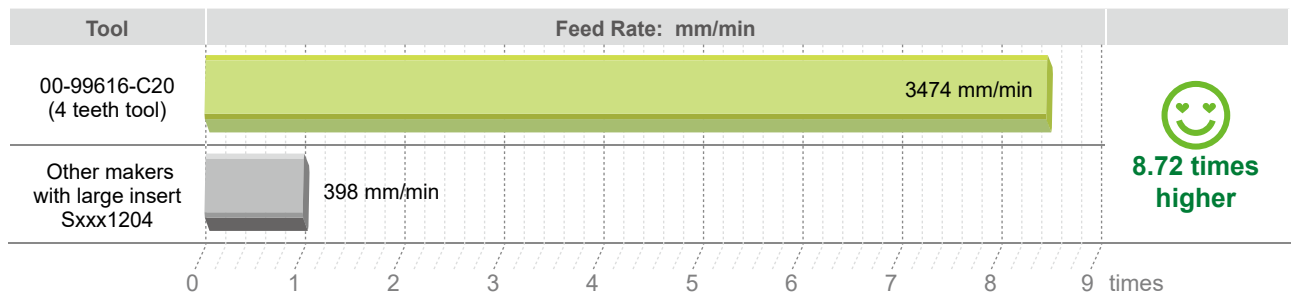
Feed Rate = Feed per Tooth x Spindle Speed x **No. of Flute** mm/min.

UP **Spindle Speed =** $\frac{\text{Cutting Speed} \times 1000}{\pi \times \text{Cmin.}}$

► Comparison >>

• Chamfer tool with larger insert(Sxxx1204) and Nine9 N9GX04 insert.

Tool			
Cutting data		Nine 9 Chamfer mills	Other makers with Large insert
Chamfering		1 mm	1 mm
Feed rate	mm/rev.	0.1	0.1
Dia. of cutter	mm	11	32
Teeth of cutter		4	2
Cutting Speed Vc	m/min.	300	200
Spindle Speed	r.p.m.	8685	1990
Feed rate	mm/min	3474	398



Cutting Data

▶ 99616-C02, C04, C06 Cutting Data >>

Workpiece Material		Cutting Speed VC (m/min.)	Feed Rate (mm / tooth)	Grade of Insert	
Material Group	Sample Code (JIS)		N9GX04T002		
			Max. Chamfering 1.5mm		
P	Carbon steel C<0.3%	SS400	60-80-120	0.02 ~ 0.07	NC9071
	Carbon steel C>0.3%	S50C, P5	60-80-120	0.02 ~ 0.07	NC2032
	Low alloy steel C<0.3%	SCM420	60-80-120	0.01 ~ 0.04	NC9071
	High alloy steel C>0.3%	SKD11	60-80-120	0.02 ~ 0.07	NC2032
M	Stainless steel	SUS304	30-60-100	0.01 ~ 0.04	NC9071
K	Cast iron	FC25	60-80-120	0.02 ~ 0.06	NC2032
N	Al, and non-ferrous metal	A6061	80-100-150	0.03 ~ 0.10	NC9071

▶ 99616-C10~C52 Cutting Data >>

Workpiece Material		Cutting Speed VC (m/min.)	Feed Rate (mm / tooth)			Grade of Insert	
Material Group	Sample Code (JIS)		N9GX04T002	N9GX060204	N9GX090308		
			Max. Chamfering 1.5mm	Max. Chamfering 2.5mm	Max. Chamfering 4mm		
P	Carbon steel C<0.3%	SS400	150-250-350	0.06~0.12	0.10~0.25	0.10~0.25	NC9071
	Carbon steel C>0.3%	S50C,P5	200-300-400	0.06~0.10	0.10~0.20	0.10~0.25	NC2032
	Low alloy steel C<0.3%	SCM420	180-240-260	0.06~0.10	0.10~0.20	0.10~0.20	NC9071
	High alloy steel C>0.3%	SKD11	120-150-200	0.06~0.10	0.10~0.15	0.10~0.15	NC2032
M	Stainless steel	SUS304	120-150-180	0.06~0.10	0.06~0.15	0.10~0.20	NC9071
K	Cast iron	FC25	120-150-180	0.06~0.10	0.10~0.15	0.10~0.20	NC2032
N	Al, and non-ferrous metal	A6061	200-400-600	0.06~0.15	0.10~0.25	0.10~0.25	NC9071
H	Hardened steel<50 HRC	SKD61	80-90-100	0.06~0.10	0.06~0.12	0.10~0.15	NC2032